



Aastra InfoChannel v1 (2010-06-10)

IC Production

What is InfoChannel ?

Aastra's InfoChannel is your premier point of access to the latest information on the Aastra Product portfolio, learning tools and support.

InfoChannel (IC) is an Aastra extranet partner information solution that is used for communication on Aastra products and solutions.

The access is individual and content is adjusted to different user needs. Thereby the content can vary between different users and countries.



Main InfoChannel structure

Home
Click here to go to the start view

My Profile
To change your password and handle the Interest groups e-mail function

IC selector
For users with access to several IC installations

Free Search field
AND, OR and signs like &, *, ? can be used

Main headings
Click on a heading to navigate further in the content

Bread crumb
Click anywhere in the bread crumb to go navigate in the structure

News Board
Selected important news are visible in this area

News archive
Archived News Board news

What's New
New material in IC

Advanced search
Search on document types

Banners
Adopted to access rights and country

Resources
→ News archive
→ What's new in InfoChannel
→ Advanced Search

Download Aastra's ringtone

Follow Aastra on twitter
www.twitter.com/aastra

Aastra InfoChannel
Goto another Infochannel [dropdown]
[input field] [Search]

Navigation: HOME | MY PROFILE

Left Sidebar: Introduction | Product | Marketing | Contact

Header: Welcome to Aastra's InfoChannel, your premier point of access to the latest information on the Aastra Product portfolio, learning tools and support.



Breadcrumbs: Home > News

News List:
Jun 9 2009 This is an example of a News Headline
Body text in a News is displayed in this area
Jun 2 2009 This is an example of a News Headline
Body text in a News is displayed in this area
Apr 23 2009 This is an example of a News Headline
Body text in a News is displayed in this area

Navigate in InfoChannel

The screenshot shows the Aastra InfoChannel website. At the top, there is a navigation bar with the Aastra logo and 'InfoChannel' text. Below this is a secondary navigation bar with 'HOME' and 'MY PROFILE' buttons. A search bar is located on the right side of the top bar. The main content area is divided into a left sidebar, a central main content area, and a right sidebar. The left sidebar contains a 'Content Board' with sub-headings: Introduction, Product, Marketing, and Contact. The 'Product' sub-heading is selected. The main content area displays a welcome message, a breadcrumb trail 'Home > Products >', and a 'Products' section with a list of items: Analog Telephones, Cordless Phones, IP Telephones, Product A, Product B, and Product C. The right sidebar contains 'Resources' with links to News archive, What's new in InfoChannel, and Advanced Search. There are also promotional banners for downloading Aastra's ringtone and following Aastra on Twitter. Callouts provide instructions on how to use these elements for navigation.

Sub headings
Click on a sub heading to navigate further in the content

Content Board
In this area the content in selected sub heading will be presented. Click on a product for further navigation in the structure. An  icon indicates a heading and a  icon a document.

Bread crumb
Click anywhere in the bread crumb to go navigate in the structure.
Don't use the browser going back and forward

Resources

- News archive
- What's new in InfoChannel
- Advanced Search

Download Aastra's ringtone

Follow Aastra on twitter
www.twitter.com/aastra

Limited. All Rights Reserved. Privacy | Legal | Contact us

Aastra InfoChannel Goto another Infochannel [] Search

HOME MY PROFILE

Introduction
Product
Products
Software
Product Images
Product Phase Out
Marketing
Contact

Welcome to Aastra's InfoChannel, your premier point of access to the latest information on the Aastra Product portfolio, learning tools and support.

Frequently asked questions Find similar Close


This FAQ section presents comprehensible answers to questions that might arise when you use the services on InfoChannel.

The following Questions and corresponding answer can be found in the text below:

What is 'My Profile' ?
What do I do if I don't find the information I'm looking for ?
How do I use the search field in the top right corner ?
How do I use Advanced Search ?
How does the Interest group e-mail notification work ?
How do I navigate backwards in the application ?
How can I see if any new information has been published ?
I have a colleague who also wants access to InfoChannel. What can he or she do ?
How do I find marketing material for printing ?
What are the technical requirements to run InfoChannel ?

Technologies Limited. All Rights Reserved. Privacy | Legal | Contact us

Document heading

Here you will see the heading of the  documents you selected

Body text

The document text will be displayed in this area. Navigate with the scroll bar to the right. Pictures can be added in the body text area.


Close

To return to the previous page and breadcrumb

Find similar

Will search for similar available documents

Attachments

Are always located at the bottom and indicated with a  icon

**Thank you for viewing
this introduction**